

SHELBY COUNTY SCHOOLS MODERN LANGUAGES

Curriculum Overview

SECONDARY PACING GUIDE

LEVEL 2



PROFICIENCY: Acceptable Range for Student Performance



Fall Semester

Pre-Unit:	Intro to the Language Class, Proficiency & Procedures, Level 1 Review			1 week
Portfolio PRE Collection	Portfolio Pre-Assessment: Interpersonal	Portfolio Pre-Assessment: Presentational	Portfolio Pre-Assessment: Reflection	
Mode(s) of Capture				
Sample Activity Description	Record Teacher-Student interviews with each student for interpersonal evidence collection. Audio or Video record your interview with each student. (Be sure to point the camera at the student only and to avoid editing avoid using full names in the recordings. [Save as Interpersonal_Pre_StudentFirst Name]	Oral: Record student introductions with each student for presentational evidence collection. Use voice recorders or Photo booth on your Apple device. Written: Have students write a personal for presentational evidence collection. Take a picture or scan the written evidence. [Save as Presentational_Pre_StudentFirst Name]	Have students self-assess on where they are on the proficiency scale on the pre-assessment and how they can continue to grow. Video their answers using photo booth on your computer as a center or have students write their reflection. Take a picture or scan the written evidence. *Reflections should be done in English. Be sure to include the performance students reflect on in the portfolio! [Save as Reflection_Pre_StudentFirst Name]	2 weeks
UNIT 1:	All About Me			6 weeks
UNIT 2:	My Daily life			4 weeks
UNIT 3: My	Healthy Living			4 weeks
Semester	Exam Review, Holiday Lessons, Exams			1 week










PROFICIENCY: Acceptable Range for Student Performance



Spring Semester

UNIT 4: Youth 6 weeks

Portfolio <u>POST</u> Collection	Portfolio Post -Assessment: Interpersonal	Portfolio Post -Assessment: Presentational	Portfolio Post-Assessment: Reflection	
Mode(s) of Capture	 	  	 	
Sample Activity Description	Record Teacher-Student interviews with each student for interpersonal evidence collection. Audio or Video record your interview with each student. [Save as Interpersonal_Post_StudentFirst Name]	Oral: Record student introductions with each student for presentational evidence collection. Use voice recorders or Photo booth on your Apple device. Written: Have students write a personal for presentational evidence collection. Take a picture or scan the written evidence. [Save as Presentational_Post_StudentFirst Name]	Have students self-assess on where they are on the proficiency scale on the post-assessment and how they have grown and how they can continue to grow. Video their answers using photo booth on your computer as a center or have students write their reflection. Take a picture or scan the written evidence. <i>*Reflections should be done in English. Be sure to include the performance students reflect on in the portfolio!</i> [Save as Reflection_Post_StudentFirst Name]	2 weeks

UNIT 5: Travel 4 weeks



Finalize & Upload Portfolio

DUE April 10

AAPPL & STAMP Assessment Window

April

UNIT 6: Let's Celebrate! 4 weeks