

SHELBY COUNTY SCHOOLS MODERN LANGUAGES

CURRICULUM OVERVIEW

ELEMENTARY PACING GUIDE

YEAR 3



PROFICIENCY: Acceptable Range for Student Performance










Pre-Unit	Welcome to Language Class, Proficiency and Procedures			1 week
UNIT 1: A Blustery Day	Things I do in different weather and seasons			6 weeks
Portfolio PRE Collection	Portfolio Pre-Assessment: Interpersonal	Portfolio Pre-Assessment: Presentational		Portfolio Pre-Assessment: Reflection
Mode(s) of Capture				
Sample Activity Description	Record Teacher-Student interviews with each student for interpersonal evidence collection. Audio or Video record your interview with each student. [Save as Interpersonal_Pre_StudentFirst Name]	Record student introductions with each student for presentational evidence collection. Use voice recorders or Photo booth on your Apple device. [Save as Presentational_Pre_StudentFirst Name]		Have students self-assess on where they are on the proficiency scale on the pre-assessment and how they can continue to grow. Video their answers using photo booth on your computer as a center or have students write their reflection. Take a picture or scan the written evidence. <i>*Reflections should be done in English. Be sure to include the performance students reflect on in the portfolio!</i> [Save as Reflection_Pre_StudentFirst Name]
2 weeks				
UNIT 2: Animal Planet	Animals: descriptions, activities and habitats,			6 weeks
Holiday Mini Unit	Products, practices and perspectives of holidays in the target country			1 week
❄ Winter ❄ Break ❄				





PROFICIENCY: Acceptable Range for Student Performance



UNIT 3: Let's travel		Where I want to travel to and with whom		6 weeks
Review (optional)				2 weeks
Portfolio POST Collection	Portfolio Post -Assessment: Interpersonal	Portfolio Post -Assessment: Presentational	Portfolio Post-Assessment: Reflection	
Mode(s) of Capture	 	  	 	
Sample Activity Description	Record Teacher-Student interviews with each student for interpersonal evidence collection. Audio or Video record your interview with each student. [Save as Interpersonal_Post_StudentFirst Name]	Record student monologues describing themselves with each student for presentational evidence collection. Use voice recorders or Photo booth on your Apple device for oral presentations. For Presentational Writing, take a picture or scan the evidence. [Save as Presentational_Post_StudentFirst Name]	Have students self-assess on where they are on the proficiency scale on the post-assessment, how they grew, and how they can continue to grow. Video their answers using photo booth on your computer as a center or have students write their reflection. Take a picture or scan the written evidence. <i>*Reflections should be done in English. Be sure to include the performance students reflect on in the portfolio!</i> [Save as Reflection_Post_StudentFirst Name]	2 weeks
PORTFOLIO DUE				April 10, 2015
AAPPL/STAMP Assessment Window				Mid-April – Mid-May
UNIT 4: Around Town		Places in my community, transportation and directions		6 weeks
YEAR END WRAP UP		Closing Procedures		1 week

