

# SHELBY COUNTY SCHOOLS MODERN LANGUAGES

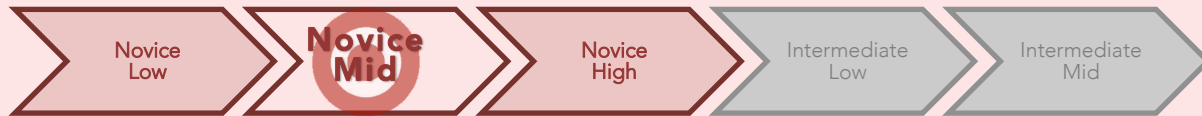
## CURRICULUM OVERVIEW

# ELEMENTARY PACING GUIDE

## YEAR 2



**PROFICIENCY: Acceptable Range for Student Performance**

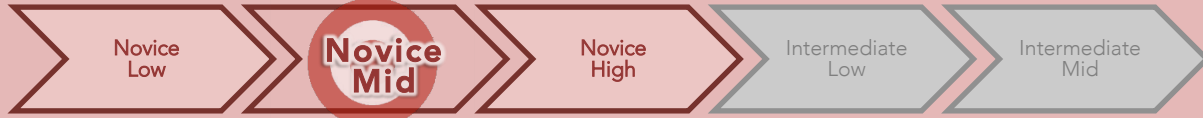







<b>Pre-Unit</b>	Welcome back to Language Class & Procedures			1 week
<b>UNIT 1: MY HOME &amp; FAMILY</b>	Welcome back to language class, Where I live, who I live with (Family, pets), Things my family and I like to do.			6 weeks
<b>Portfolio <u>PRE</u> Collection</b>	<b>Portfolio Pre-Assessment: Interpersonal</b>	<b>Portfolio Pre-Assessment: Presentational</b>	<b>Portfolio Pre-Assessment: Reflection</b>	
Mode(s) of Capture				
Sample Activity Description	Record Teacher-Student interviews with each student for interpersonal evidence collection. Audio or Video record your interview with each student. <i>[Save as Interpersonal_Pre_StudentFirst Name]</i>	Record student introductions with each student for presentational evidence collection. Use voice recorders or Photo booth on your Apple device. <i>[Save as Presentational_Pre_StudentFirst Name]</i>	Have students self-assess on where they are on the proficiency scale on the pre-assessment and how they can continue to grow. Video their answers using photo booth on your computer as a center or have students write their reflection. Take a picture or scan the written evidence. <i>*Reflections should be done in English. Be sure to include the performance students reflect on in the portfolio!</i> <i>[Save as Reflection_Pre_StudentFirst Name]</i>	1 week
<b>Proficiency Overview</b>	What is Proficiency and how does it affect how I learn?			2 days
<b>UNIT 2: MY FUN DAY AT SCHOOL</b>	Why I like school, thing si do at school, people and things in my school			6 weeks
<b>Holiday Mini Unit</b>	Products, practices and perspectives of holidays in the target country			1 week
❄ Winter ❄ Break ❄				





# PROFICIENCY: Acceptable Range for Student Performance



UNIT 3: MY HEALTHY LIFE		What I eat and why I eat them, traditional foods of the target culture		4 weeks
Review				2 weeks
<b>Portfolio <u>POST</u> Collection</b>	<b>Portfolio Post -Assessment: Interpersonal</b>	<b>Portfolio Post -Assessment: Presentational</b>	<b>Portfolio Post-Assessment: Reflection</b>	
Mode(s) of Capture	 	 		
Sample Activity Description	Record Teacher-Student interviews with each student for interpersonal evidence collection. Audio or Video record your interview with each student. <i>[Save as Interpersonal_Post_StudentFirst Name]</i>	Record student monologues describing themselves with each student for presentational evidence collection. Use voice recorders or Photo booth on your Apple device. <i>[Save as Presentational_Post_StudentFirst Name]</i>	Have students self-assess on where they are on the proficiency scale on the post-assessment, how they grew and how they can continue to grow. Video their answers using photo booth on your computer as a center or have students write their reflection. Take a picture or scan the written evidence. <i>*Reflections should be done in English. Be sure to include the performance students reflect on in the portfolio!</i> <i>[Save as Reflection_Post_StudentFirst Name]</i>	2 weeks
PORTFOLIO DUE				April 10, 2015
AAPPL/STAMP Assessment				Mid-April – Mid-May
UNIT 4: EACH DAY IS DIFFERENT		Things I do during the week & weather		6 weeks
YEAR END WRAP UP		Closing Procedures		1 week

