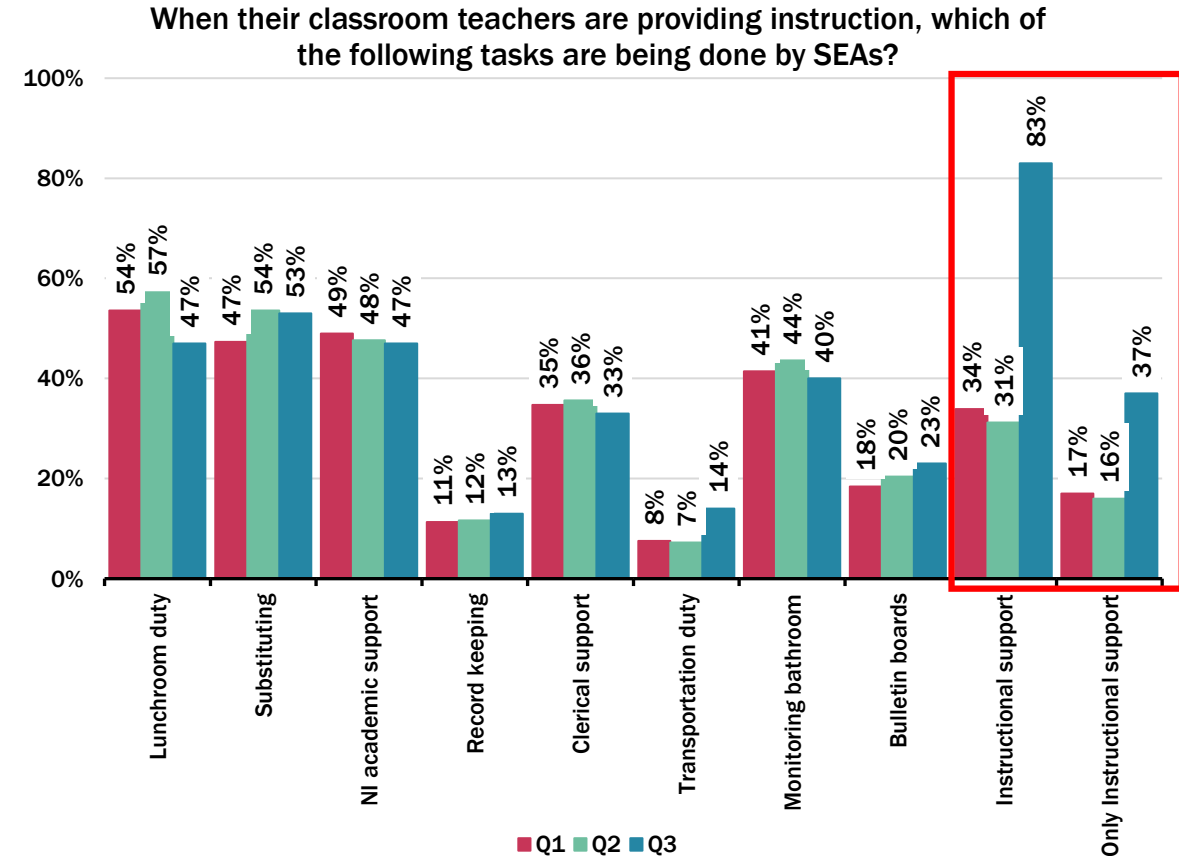


# ESSER KPIs: April 2022



# Key Performance Indicators: K-2 SEAs

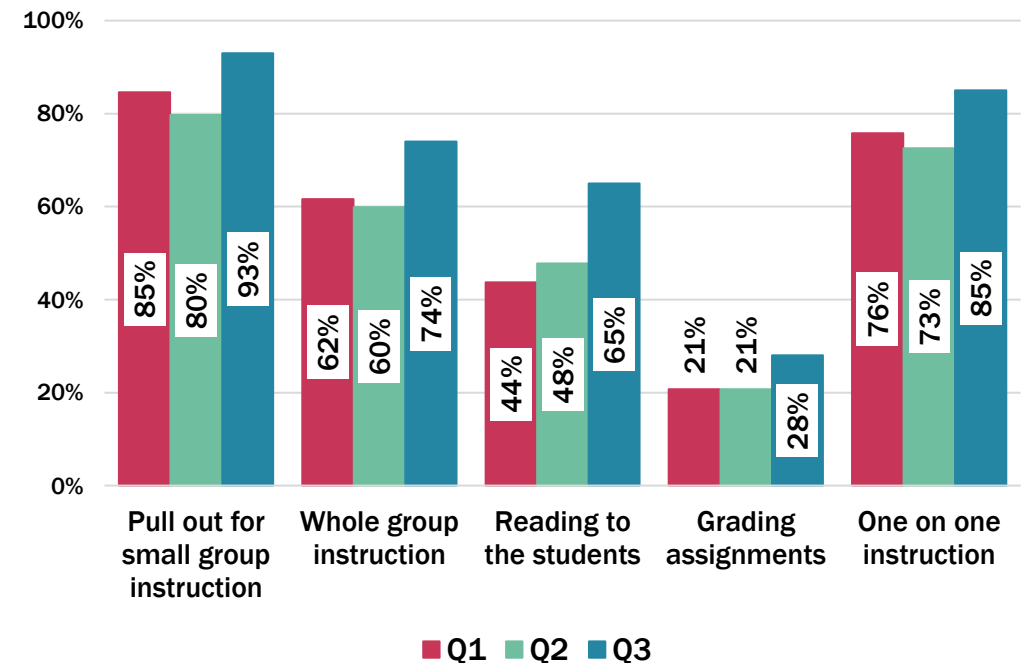
- **83% of SEAs provide instructional support** when the classroom teacher is teaching (up **52% from Q2**).
- **37% reported only providing instructional support** during this time (up 21% from Q2).
- **SEAs are still asked to perform non-instructional tasks** while their classroom teacher is teaching such as:
  - Substituting (53%)
  - Non-instructional academic supports (47%)
  - Monitoring the lunchroom (47%)



# Key Performance Indicators: K–2 SEAs

- 66% of teachers reported that their SEA provides **whole-group instruction daily** and 61% **daily small group support**.
- 89% of teachers indicate that their **SEA's support is valuable** (2 points higher than Q2).
- Compared to Q1 & Q2 teachers reported that **SEAs are working with the students more frequently on academic tasks**.

In what ways does the SEA support the students' achievement in your class (check all that apply)?



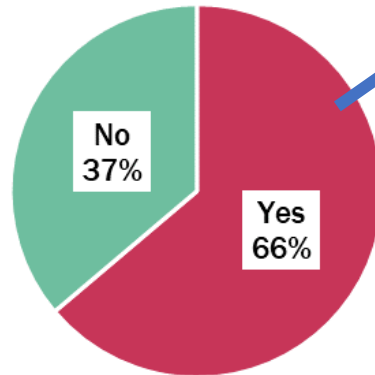
**Return STRONGER**

# Key Performance Indicators: K-2 SEAs

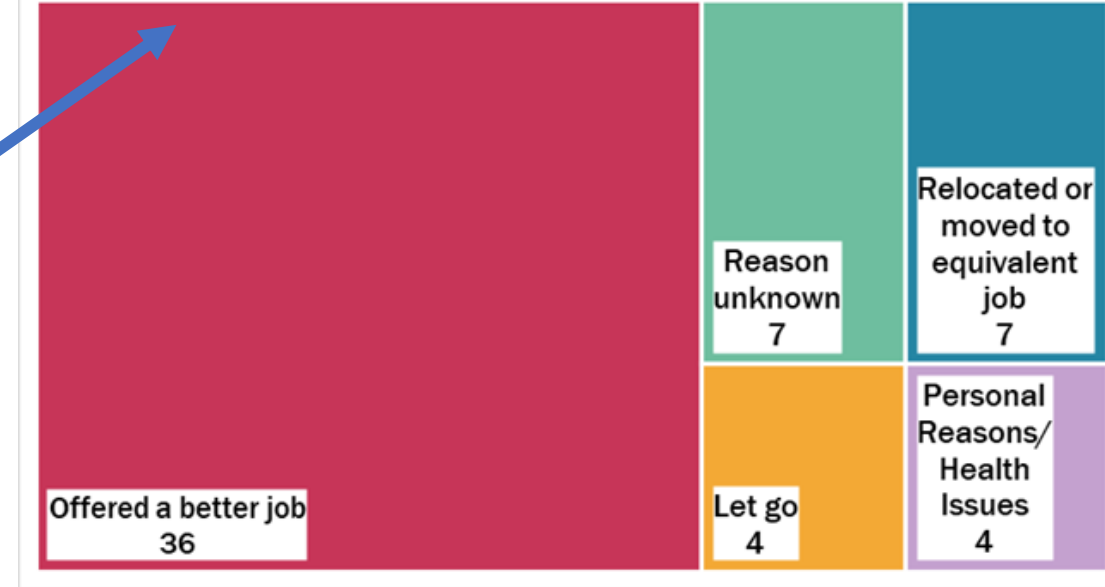
- Principals, teachers, and SEAs completed the Q3 survey in March.
- Response Rates:
  - Principals- 97%
  - Teacher- 33%
  - SEAs- 54%

- **66% of principals have reported SEA turnover** (up from 44% in Q2) and 75% of those indicated the SEA got a better job, **many moved into teaching roles.**

Turnover at your school with the SEA position?



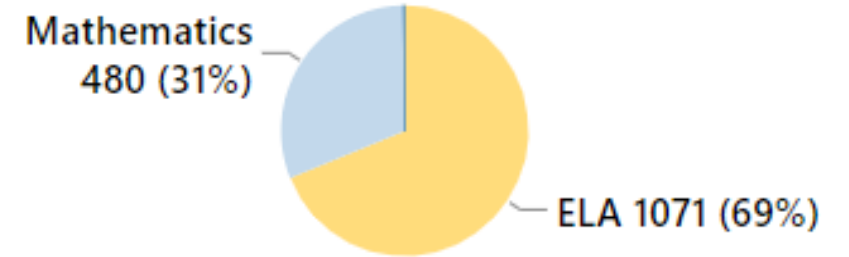
Reasons for Turnover



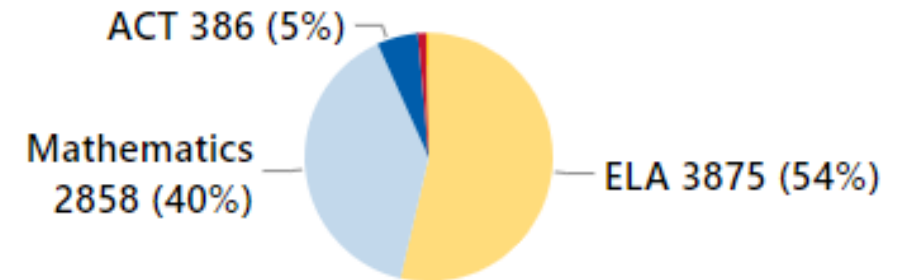
# Key Performance Indicators: Tutoring

- **7,981 students are actively enrolled** in tutoring and tracked in PowerSchool.
- The **average attendance** rate is:
  - **Before-school- 86%**
  - **After-school- 91%**
- **The most common type of tutoring remains ELA.**
- Elementary, **specifically 2<sup>nd</sup> grade**, has the most tutored students.
- Middle school students have the lowest attendance, though still high for extracurricular programs (84%–89%).

## Before School Tutoring



## After School Tutoring



# Key Performance Indicators: Tutoring

## ELA (K-8)

- **4,108 K-8 students** are receiving tutoring in ELA & have i-Ready metrics.
- **66.1%** of tutored students\* are on track to meet or have **met the 5% growth goal**.

## Math (K-8)

- **2,481 K-8 students** are receiving tutoring in math & have i-Ready metrics.
- **60.6%** of tutored students\* are on track to meet or have **met the 5% growth goal**.

\* Attended at least 15 sessions with an attendance rate above 30%.

